

Subbalakshmi Lakahmipathy College of Science

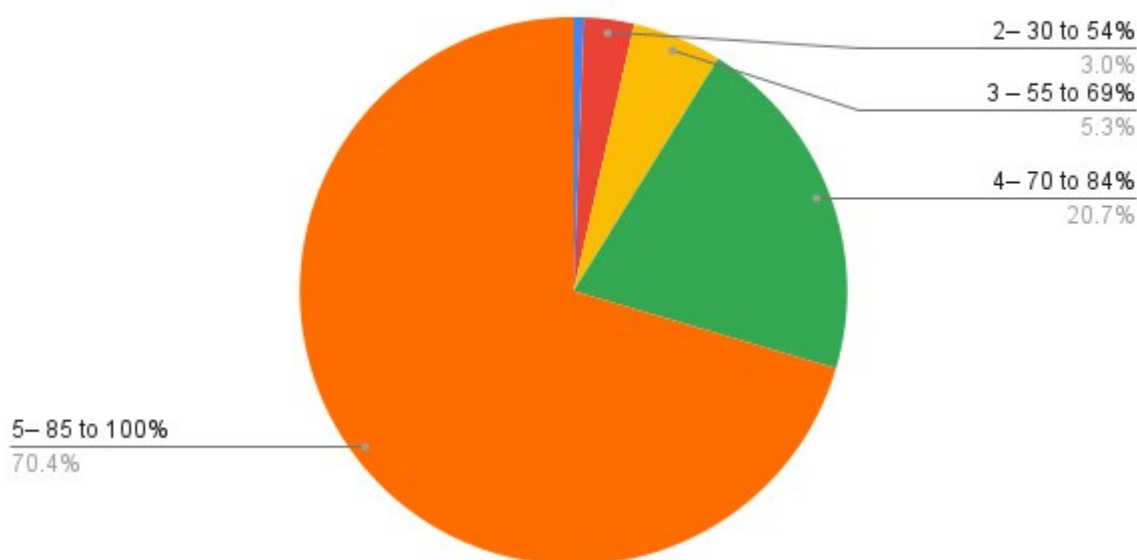
ODD Semester

Students Satisfactory Survey

Report2022 – 23

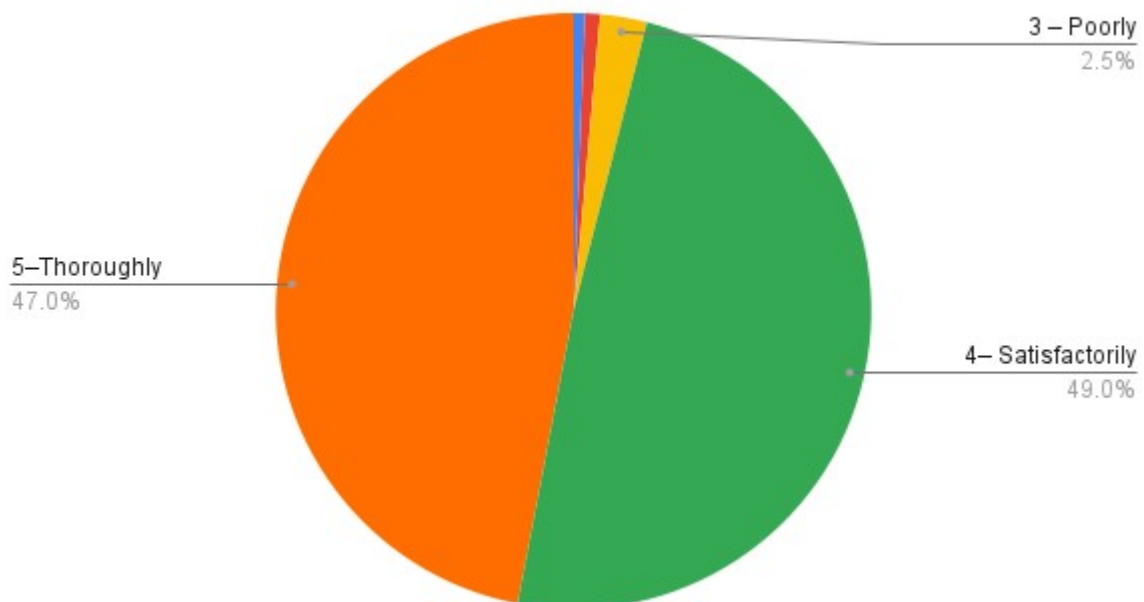
<i>How much of the syllabus was covered in the class?</i>	Students count
1 –Below 30%	6
2– 30 to 54%	29
3 – 55 to 69%	52
4– 70 to 84%	203
5– 85 to 100%	691
Grand Total	981

How much of the syllabus was covered in the class? Students count - 981



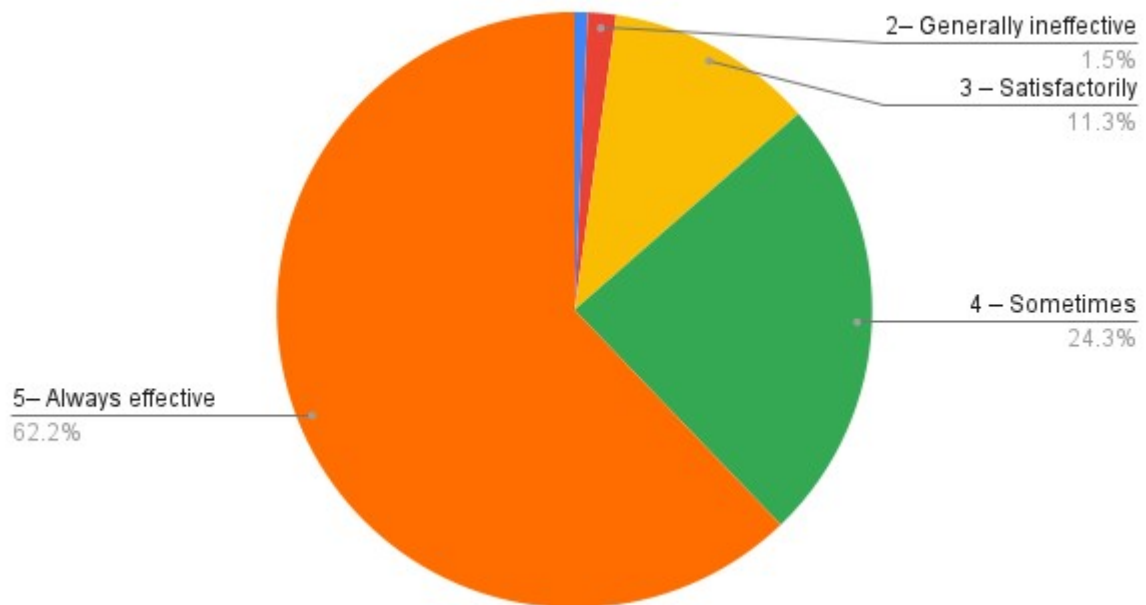
<i>How well did the teachers prepare for the classes?</i>	COUNT
1 – Won't teach at all	6
2 – Indifferently	8
3 – Poorly	25
4– Satisfactorily	481
5–Thoroughly	461
Grand Total	981

How well did the teachers prepare for the classes?



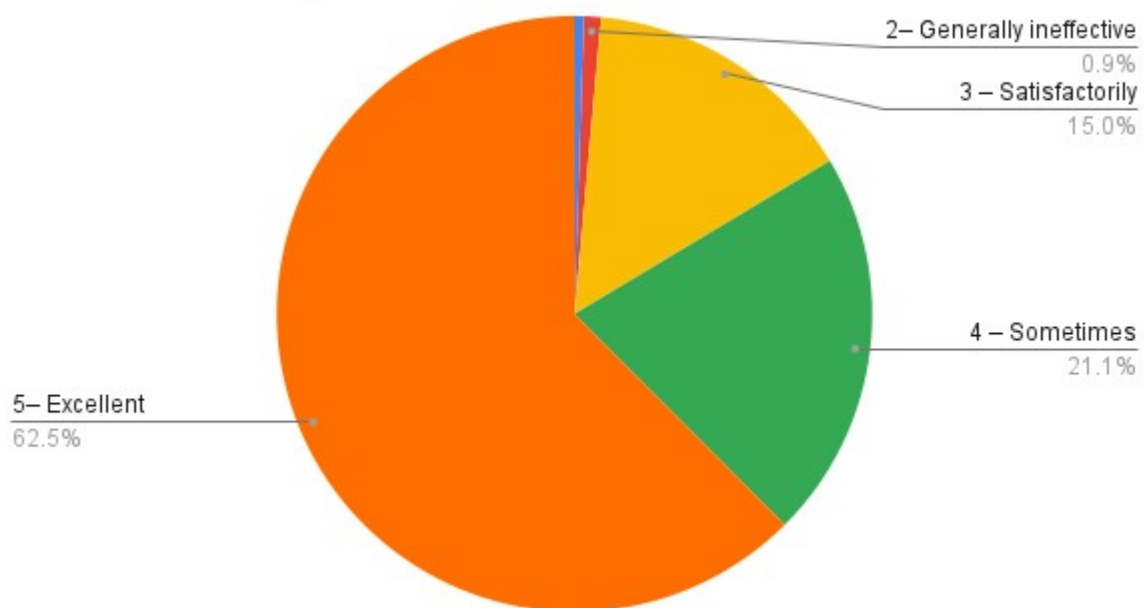
<i>How well were the teachers able to communicate?</i>	COUNT
1- Very poor communication	7
2- Generally ineffective	15
3 - Satisfactorily	111
4 - Sometimes effective	238
5- Always effective	610
Grand Total	981

How well were the teachers able to communicate?



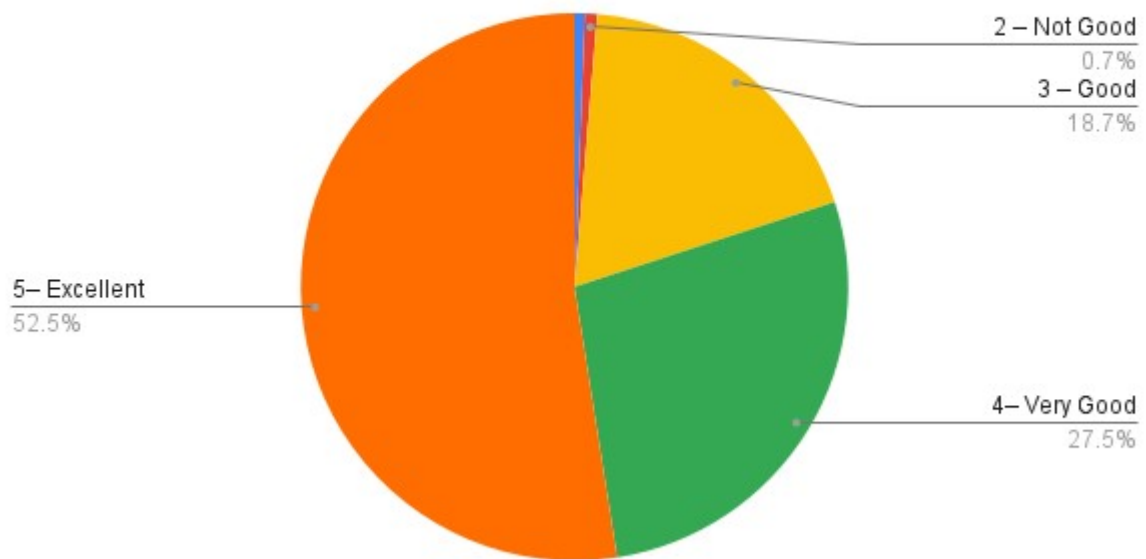
<i>The teacher's approach to teaching can best be described as</i>	COUNT
1– Very poor communication	5
2– Generally ineffective	9
3 – Satisfactorily	147
4 – Sometimes effective	207
5– Excellent	613
Grand Total	981

The teacher's approach to teaching can best be described as



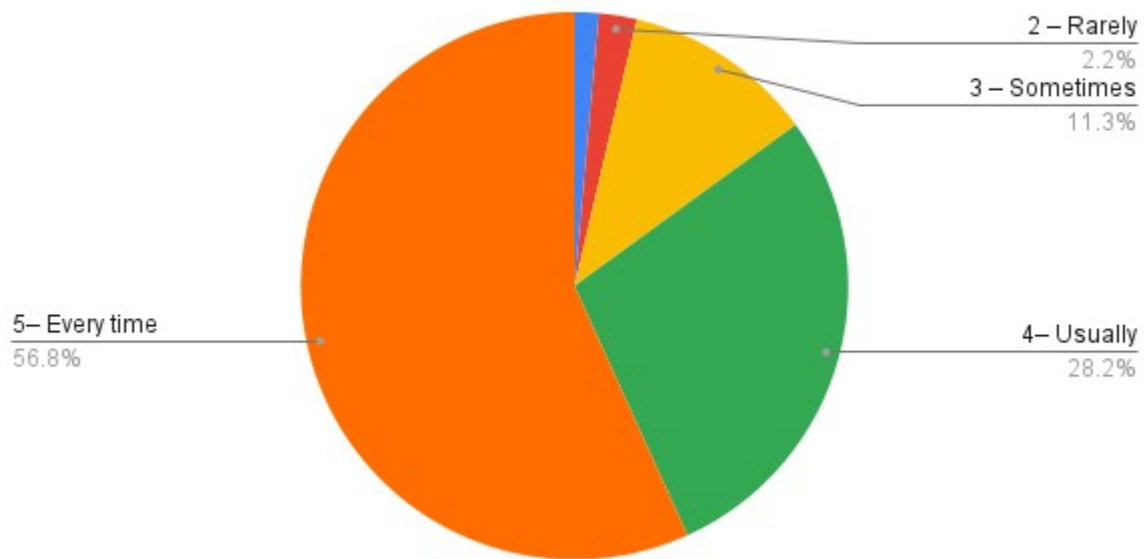
<i>Fairness of the internal evaluation process by the teachers</i>	COUNTA of
1- Unfair	6
2 - Not Good	7
3 - Good	183
4- Very Good	270
5- Excellent	515
Grand Total	981

COUNTA of Fairness of the internal evaluation process by the teachers



<i>Was your performance in assignments discussed with you?</i>	COUNTA of
1– Never	14
2 – Rarely	22
3 – Sometimes	111
4– Usually	277
5– Every time	557
Grand Total	981

COUNTA of Was your performance in assignments discussed with you?

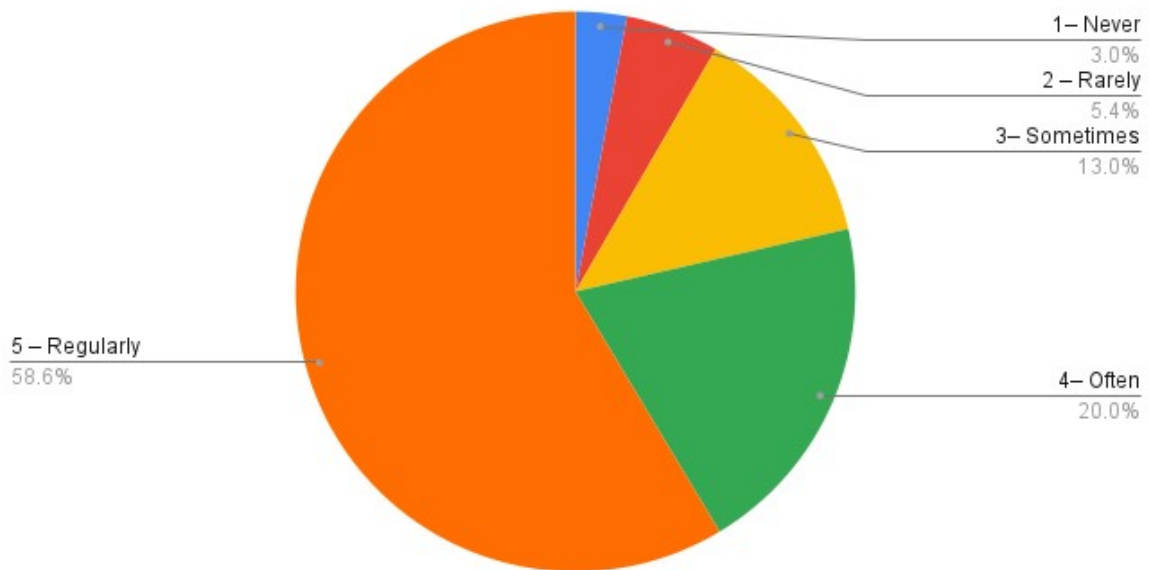


The institute takes active interest in promoting internship, student exchange, field visit opportunities for students.

COUNTA of

1– Never	29
2 – Rarely	53
3– Sometimes	128
4– Often	196
5 – Regularly	575
Grand Total	981

COUNTA of The institute takes active interest in promoting internship, student exchange, field visit opportunities for students.

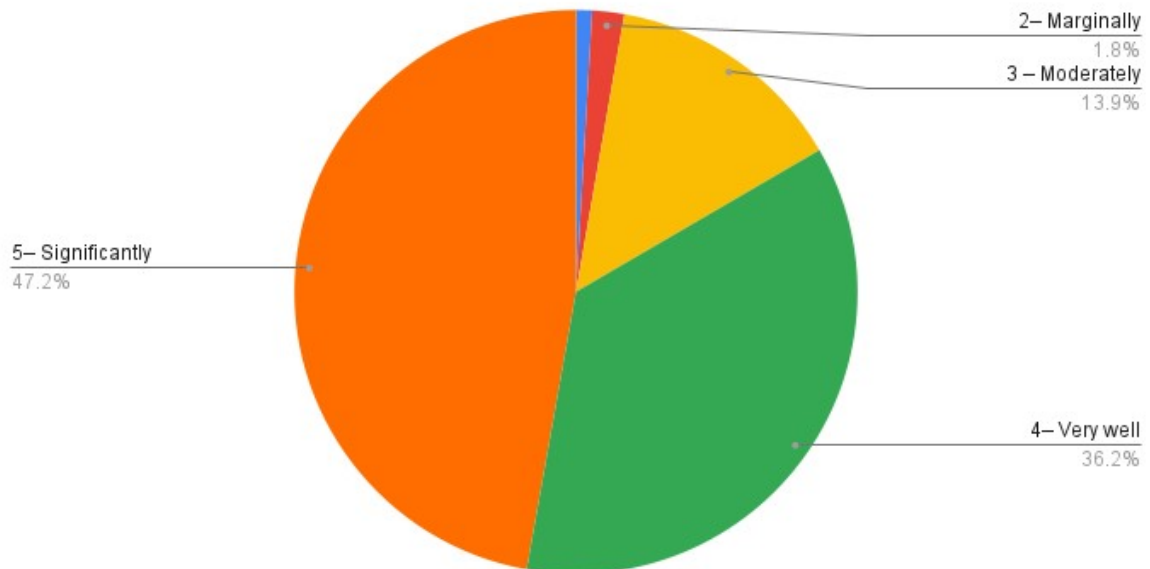


The teaching and mentoring process in the institution facilitates you in cognitive, social and emotional growth.

COUNTA of

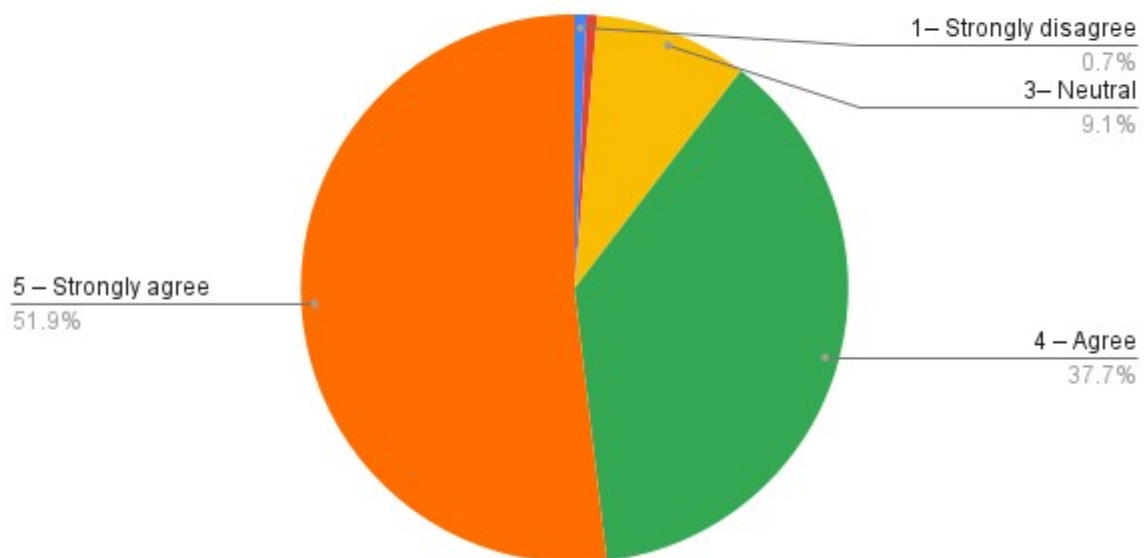
1- Not at all	9
2- Marginally	18
3 - Moderately	136
4- Very well	355
5- Significantly	463
Grand Total	981

COUNTA of The teaching and mentoring process in the institution facilitates you in cognitive, social and emotional growth.



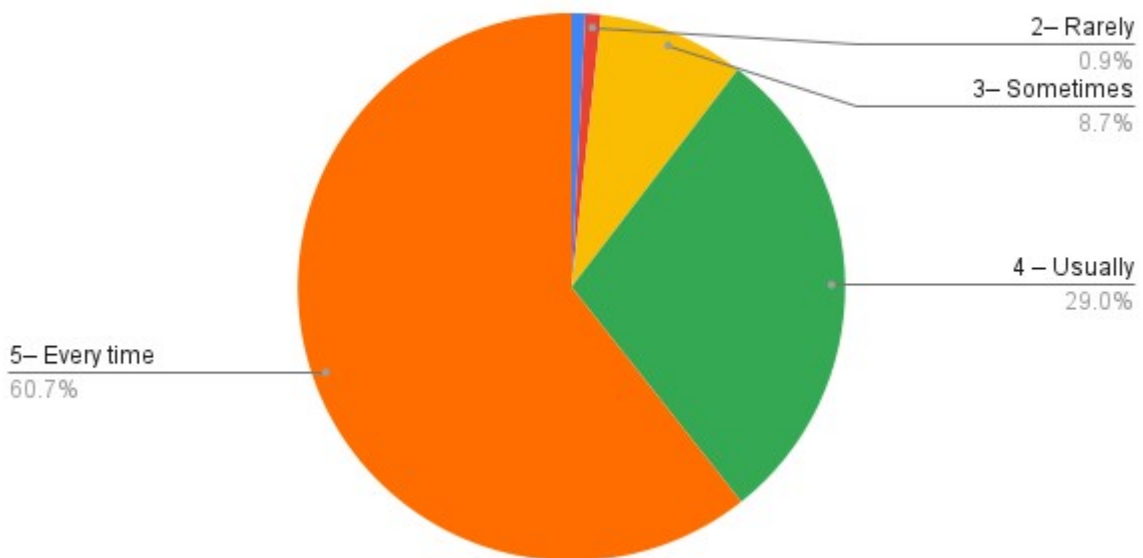
<i>The institution provides multiple opportunities to learn and grow.</i>	COUNTA o
1- Strongly disagree	7
2- Disagree	6
3- Neutral	89
4 - Agree	370
5 - Strongly agree	509
Grand Total	981

COUNTA of The institution provides multiple opportunities to learn and grow.



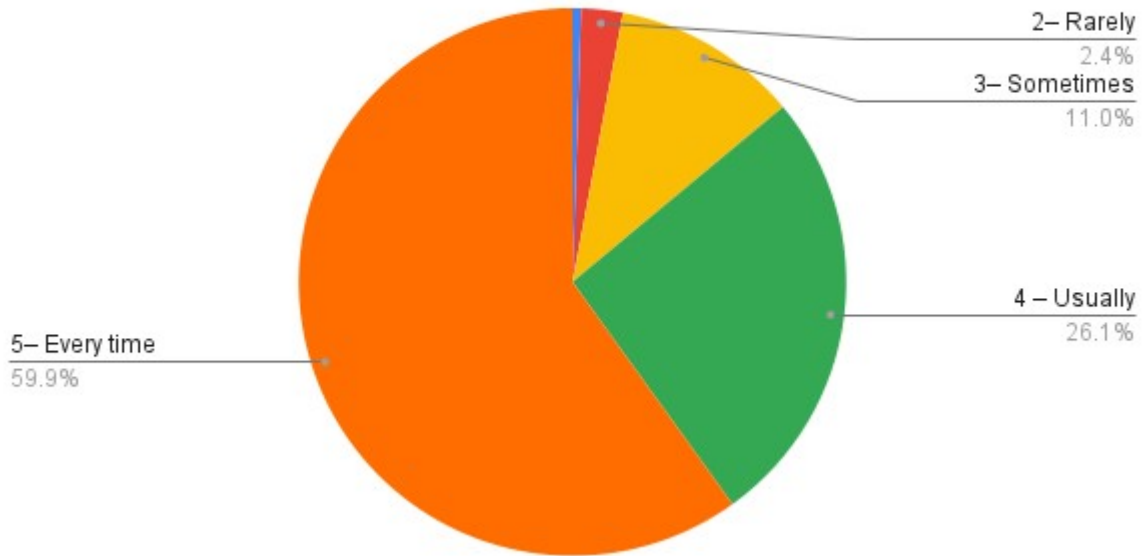
<i>Teachers inform you about your expected competencies, course outcomes and programme outcomes</i>	COUNTA
1- Never	8
2- Rarely	9
3- Sometimes	85
4 – Usually	284
5- Every time	595
Grand Total	981

COUNTA of Teachers inform you about your expected competencies, course outcomes and programme outcomes



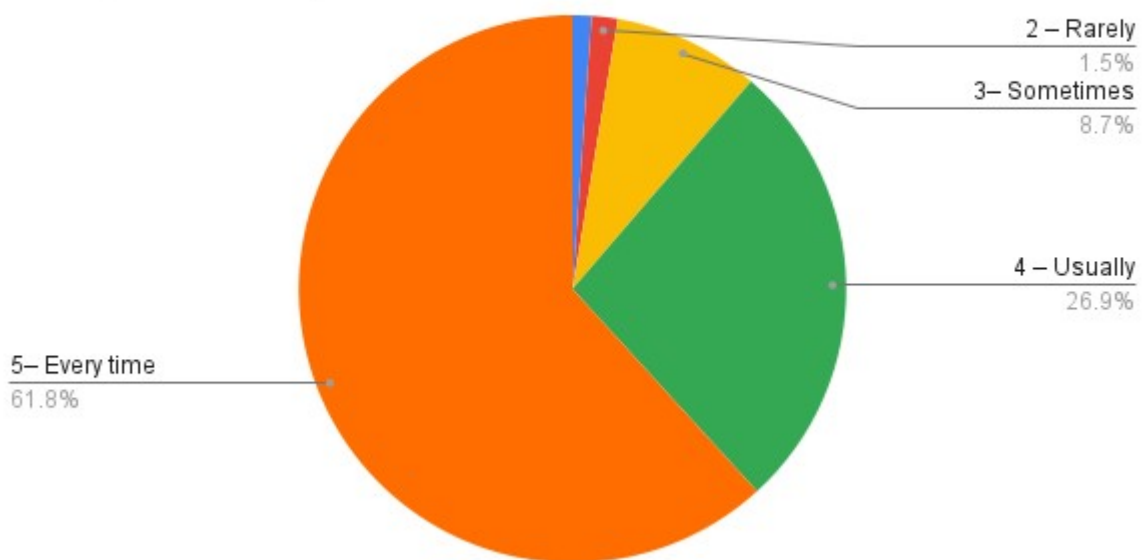
<i>Your mentor does a necessary follow-up with an assigned task to you.</i>	COUNTA of
1- I don't have a mentor	5
2- Rarely	24
3- Sometimes	108
4 - Usually	256
5- Every time	588
Grand Total	981

COUNTA of Your mentor does a necessary follow-up with an assigned task to you.



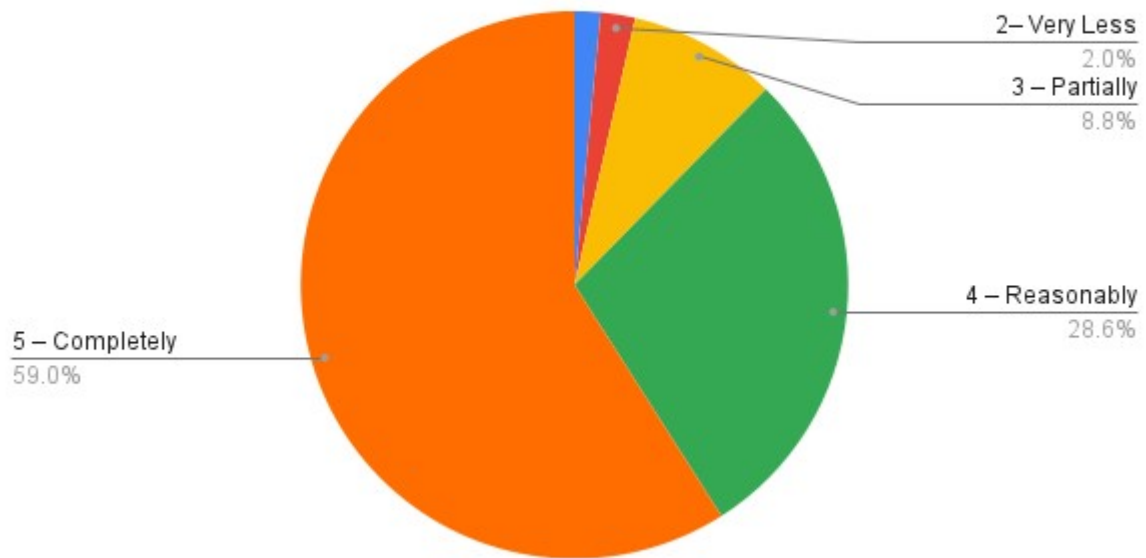
<i>The teachers illustrate the concepts through examples and applications.</i>	COUNTA of
1 – Never	11
2 – Rarely	15
3– Sometimes	85
4 – Usually	264
5– Every time	606
Grand Total	981

COUNTA of The teachers illustrate the concepts through examples and applications.



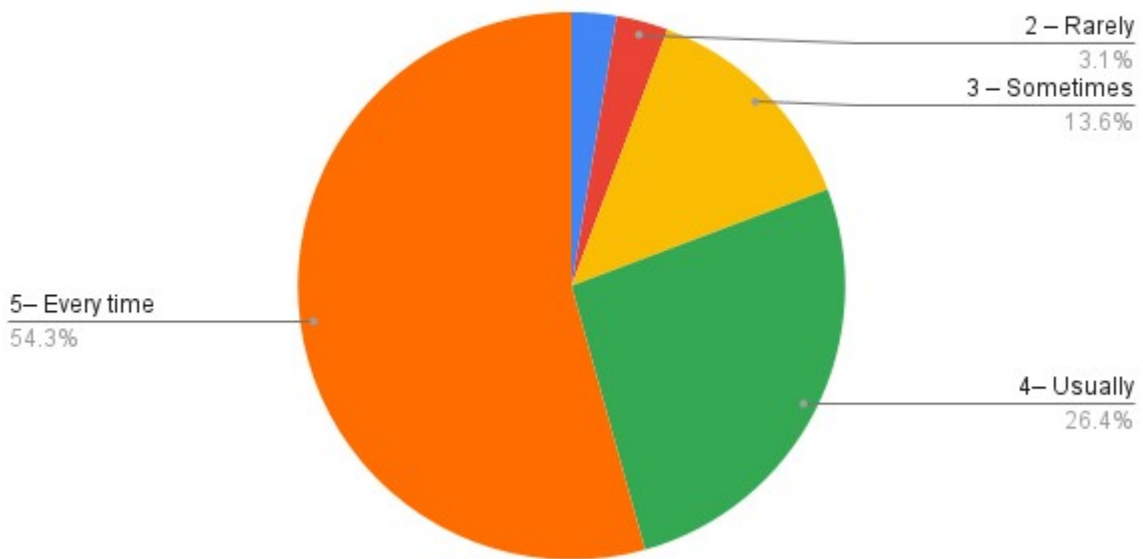
<i>The teachers identify your strengths and encourage you with providing right level of challenges.</i>	COUNTA of
1– Not Doing	15
2– Very Less	20
3 – Partially	86
4 – Reasonably	281
5 – Completely	579
Grand Total	981

COUNTA of The teachers identify your strengths and encourage you with providing right level of challenges.



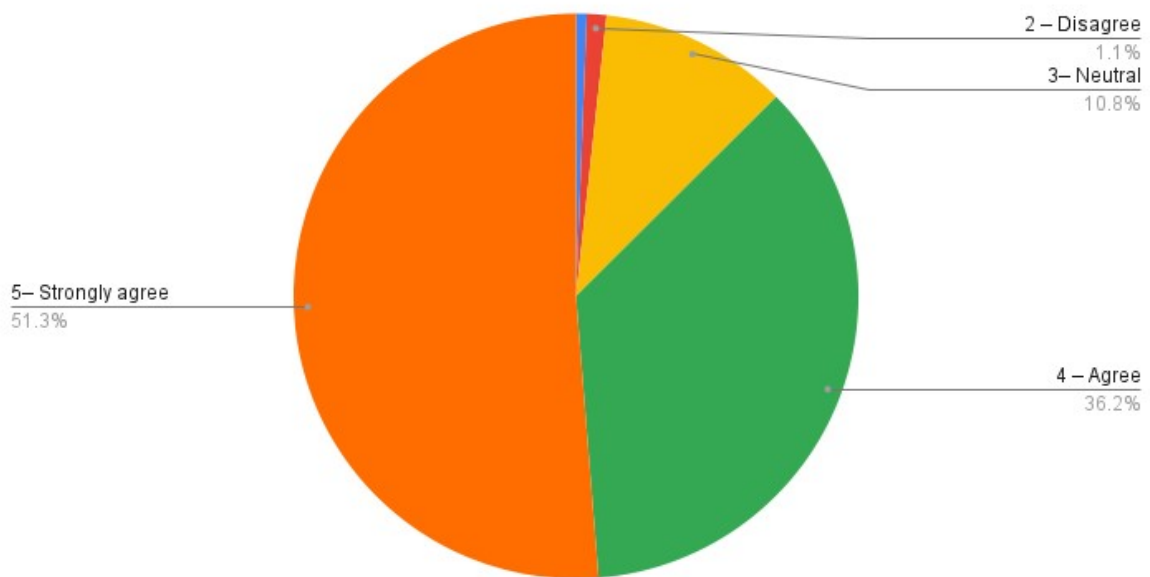
<i>Teachers are able to identify your weaknesses and help you to overcome them</i>	COUNTA of
1 – Never	26
2 – Rarely	30
3 – Sometimes	133
4– Usually	259
5– Every time	533
Grand Total	981

COUNTA of Teachers are able to identify your weaknesses and help you to overcome them



<i>The institution makes effort to engage students in the monitoring, review and continuous quality improvement of the teaching learning process.</i>		COUNTA of
1- Strongly disagree	6	
2 - Disagree	11	
3- Neutral	106	
4 - Agree	355	
5- Strongly agree	503	
Grand Total	981	

COUNTA of The institution makes effort to engage students in the monitoring, review and continuous quality improvement of the teaching learning process.

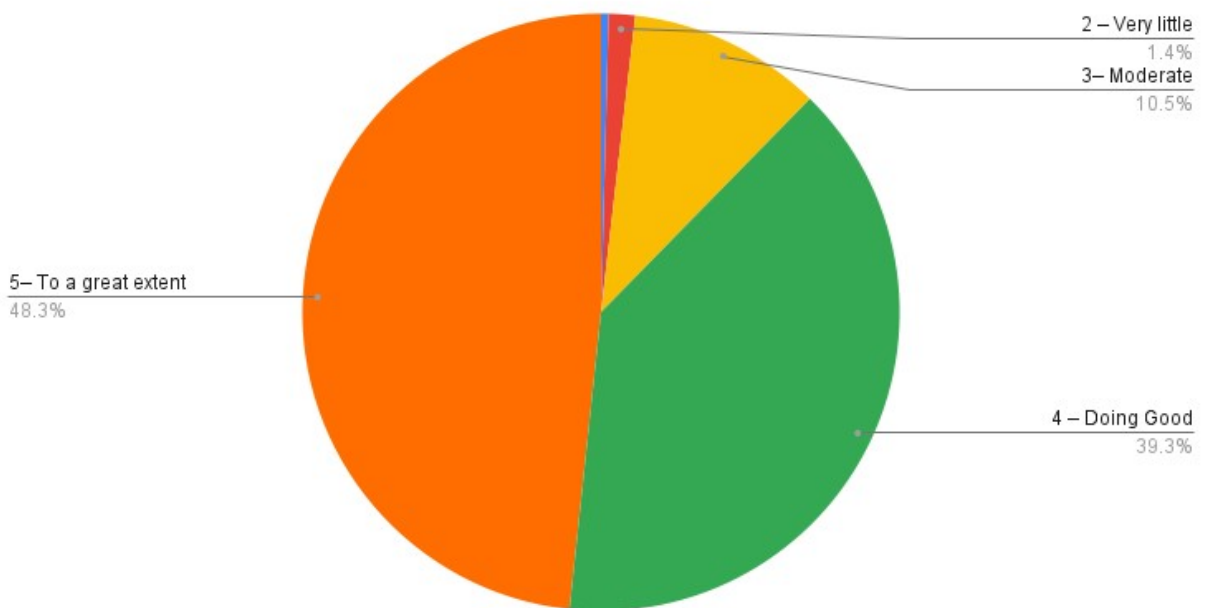


The institute/ teachers use student centric methods, such as experiential learning, participative learning and problem solving methodologies for enhancing learning experiences.

COUNTA d

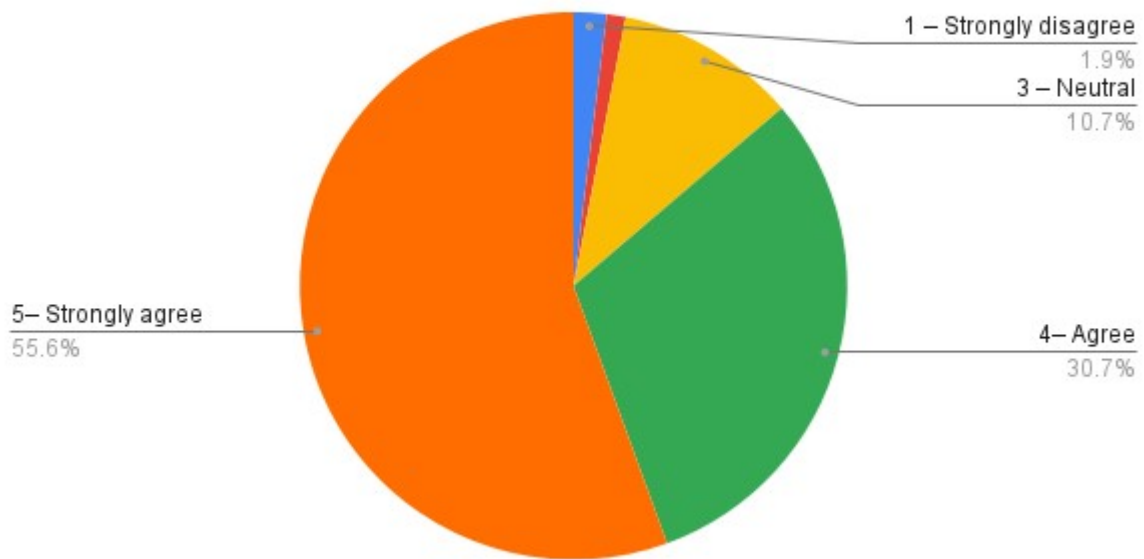
1 – Not at all	4
2 – Very little	14
3– Moderate	103
4 – Doing Good	386
5– To a great extent	474
Grand Total	981

COUNTA of The institute/ teachers use student centric methods, such as experiential learning, participative learning and problem solving methodologies for



<i>Teachers encourage you to participate in extracurricular activities.</i>	COUNTA of
1 – Strongly disagree	19
2 – Disagree	11
3 – Neutral	105
4– Agree	301
5– Strongly agree	545
Grand Total	981

COUNTA of Teachers encourage you to participate in extracurricular activities.

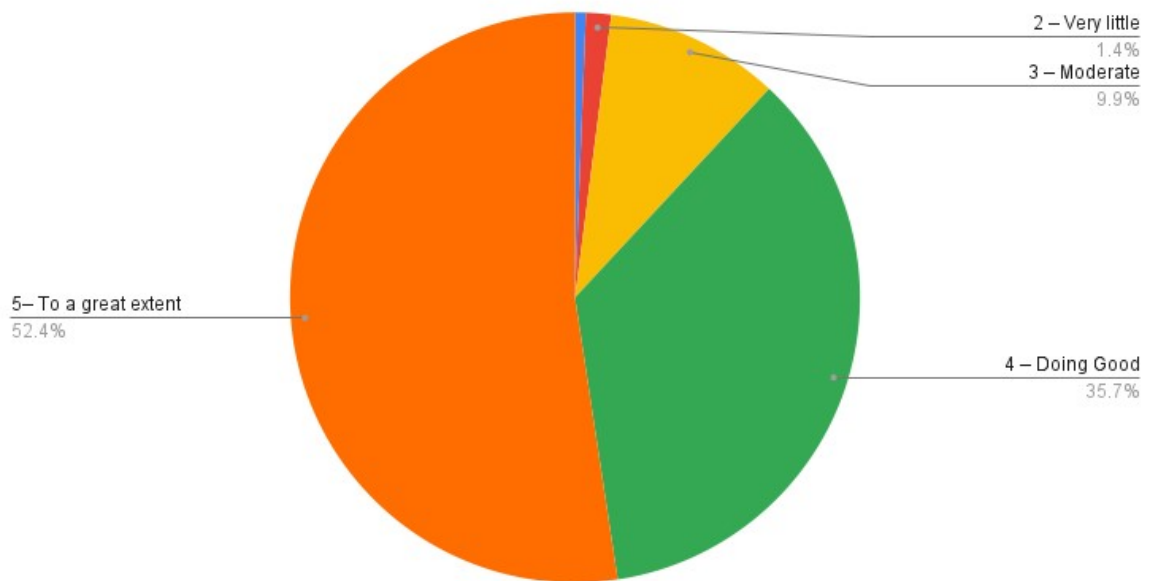


Efforts are made by the institute/ teachers to inculcate soft skills, life skills and employability skills to make you ready for the world of work.

COUNTA of

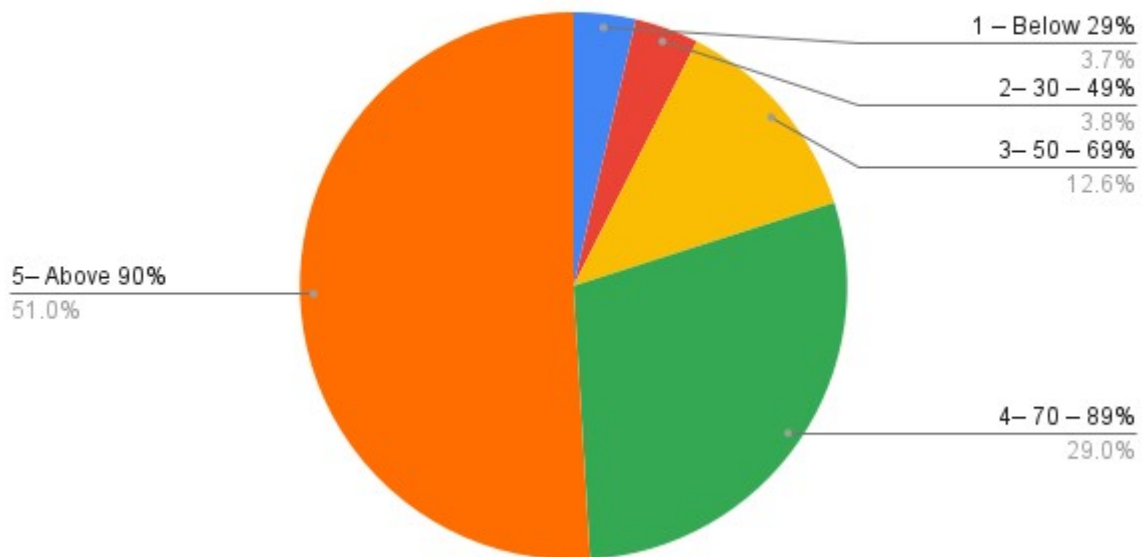
1– Not at all	6
2 – Very little	14
3 – Moderate	97
4 – Doing Good	350
5– To a great extent	514
Grand Total	981

COUNTA of Efforts are made by the institute/ teachers to inculcate soft skills, life skills and employability skills to make you ready for the world of work.



What percentage of teachers use ICT tools such as LCD projector, Multimedia, etc. while teaching.	COUNTA of
1 – Below 29%	36
2– 30 – 49%	37
3– 50 – 69%	124
4– 70 – 89%	284
5– Above 90%	500
Grand Total	981

COUNTA of What percentage of teachers use ICT tools such as LCD projector, Multimedia, etc. while teaching.



<i>The overall quality of teaching-learning process in the institute is very good.</i>	COUNTA of
1- Strongly disagree	8
2- Disagree	7
3- Neutral	99
4 - Agree	357
5 -Strongly agree	510
Grand Total	981

COUNTA of The overall quality of teaching-learning process in the institute is very good.

